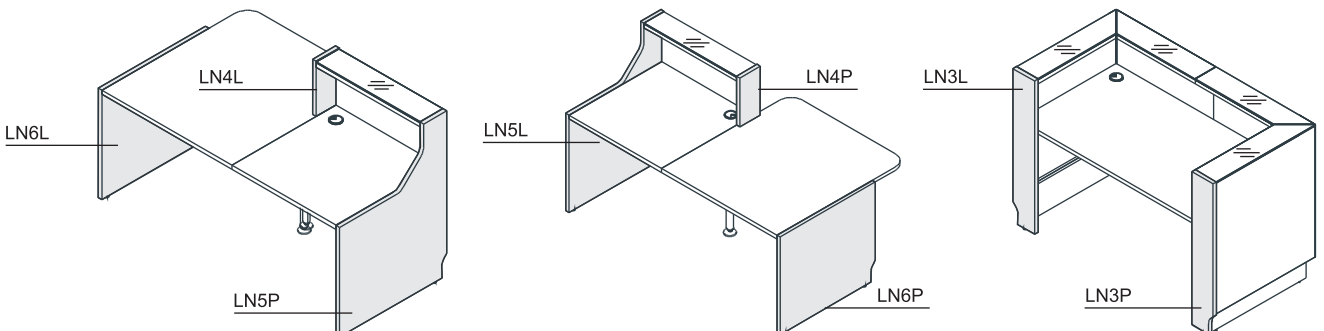
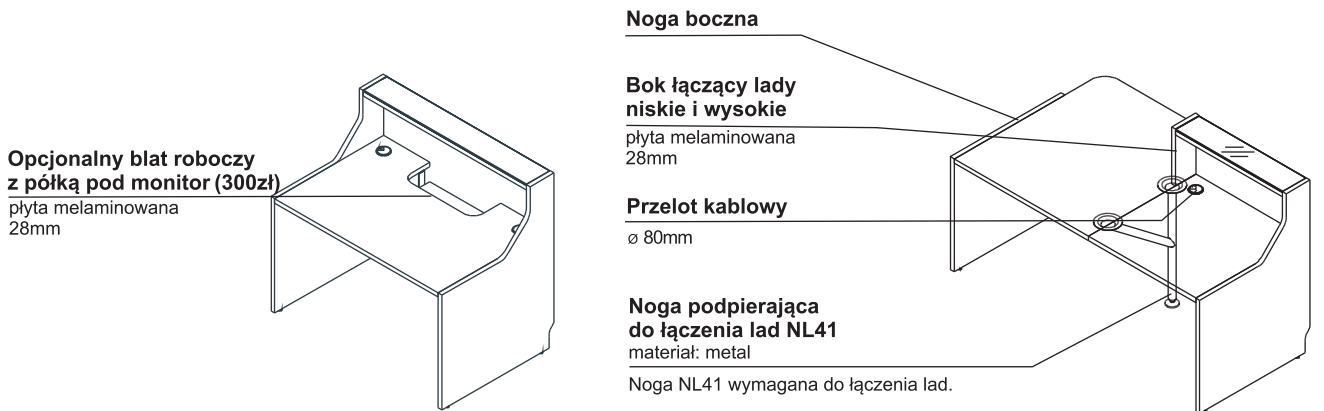
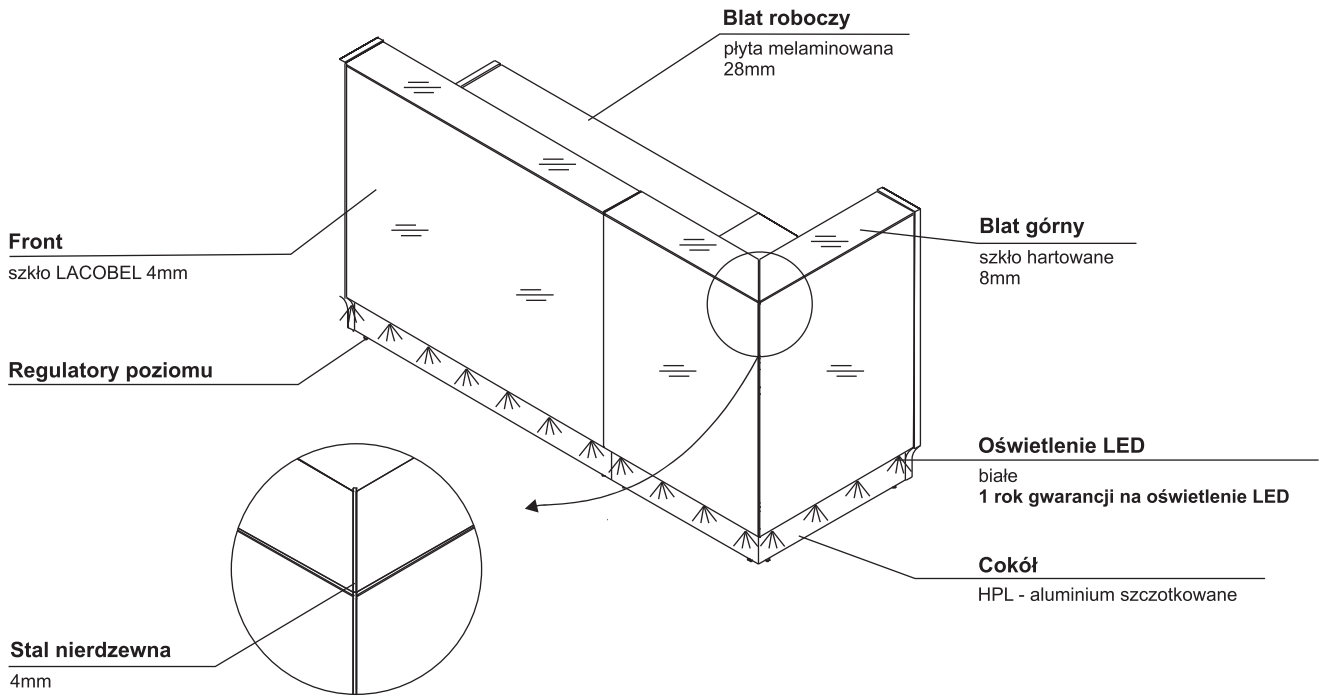


**OPIS TECHNICZNY**



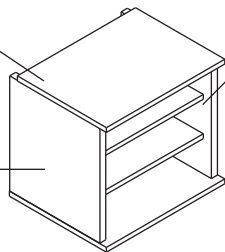
**REGAŁ / SZAFKA NA LADEĘ RECEPCYJNĄ**

**Wieniec górny**

plyta melaminowana  
12mm

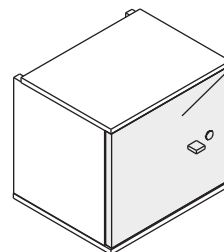
**Korpus**

plyta melaminowana  
18mm



**Półka**

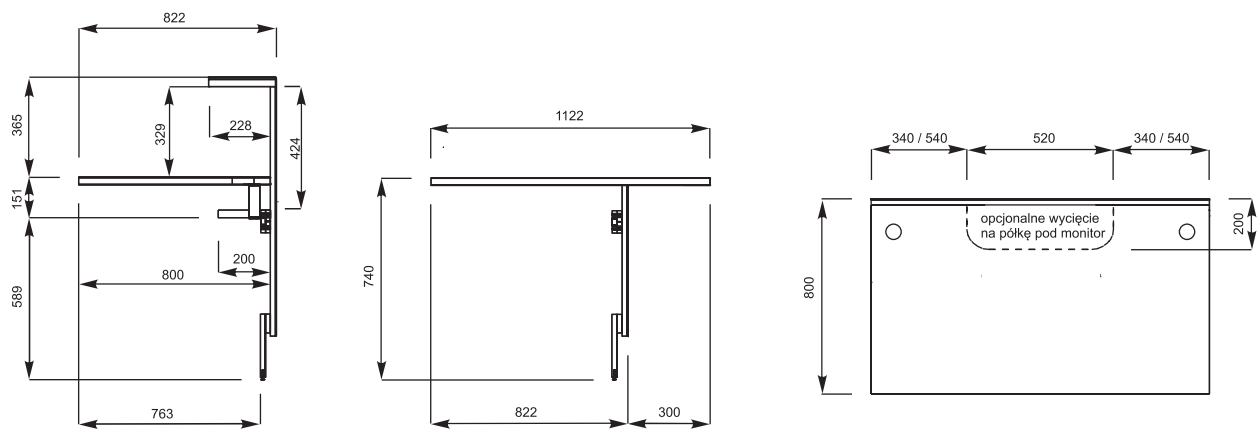
plyta melaminowana  
12mm



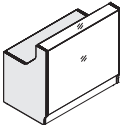
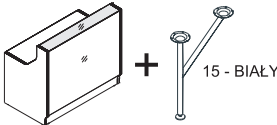
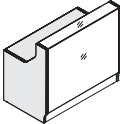
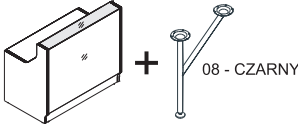
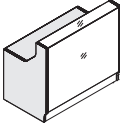
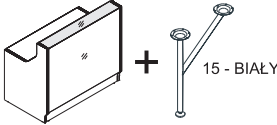
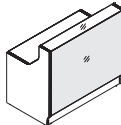


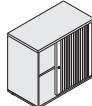
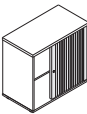
**Drzwi**

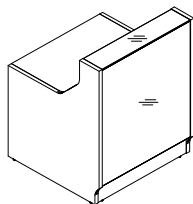
plyta melaminowana  
18mm

**WYMIARY**

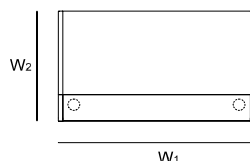
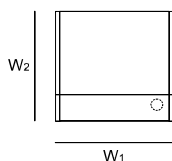





**KOLORYSTYKA**

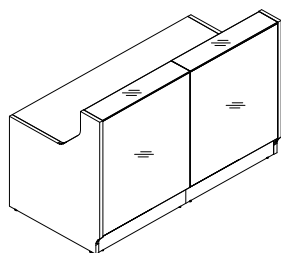
67-BIAŁY PASTEL	SZKŁO BIAŁE HARTOWANE			15 - BIAŁY		
08-CZARNY	SZKŁO CZARNE HARTOWANE			08 - CZARNY		
26-ALUMINIUM SATINATO	SZKŁO SREBRNE HARTOWANE			15 - BIAŁY		
116-CZARNY	117-BIAŁY	124-SREBRNY	134-TURKUS	135-ŻÓŁTY	136-RÓŻOWY	
26-ALUMINIUM SATINATO	67-BIAŁY PASTEL	08-CZARNY				
30-BIAŁY	08-CZARNY	09-ALUMINIUM		<b>ŻALUZJA</b>		

**UKŁADY LAD**


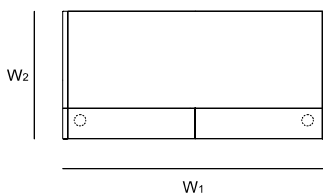
LN5P+LN12+LNB13+LN5L






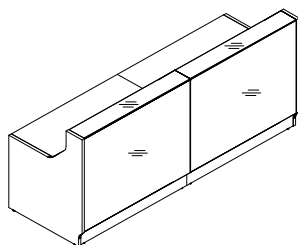
SYMBOL	WYMIARY [mm]					PLN				UWAGI
	W <sub>1</sub>	W <sub>2</sub>	D <sub>1</sub>	D <sub>2</sub>	H		kg	m <sup>3</sup>	szt	
<sup>08</sup> <b>LIN08</b> <sup>08</sup>	856	824	-	-	1105		70.5	0.350	7	
<sup>12</sup> <b>LIN13</b> <sup>13</sup>	1256	824	-	-	1105		91.5	0.488	8	



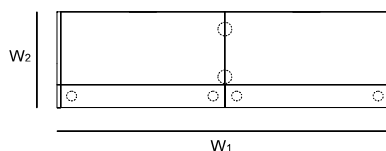
LN5P+LN08+LN08+LNB15+LN5L






SYMBOL	WYMIARY [mm]					PLN				UWAGI
	W <sub>1</sub>	W <sub>2</sub>	D <sub>1</sub>	D <sub>2</sub>	H		kg	m <sup>3</sup>	szt	
<sup>15</sup> <b>LIN15</b> <sup>15</sup>	1656	824	-	-	1105		112.0	0.637	12	




LN5P+LN12+LNB13+NL41+LN12+LNB13+LN5L



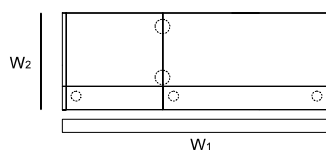
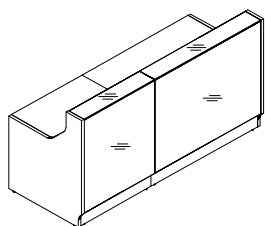
SYMBOL	WYMIARY [mm]					PLN				UWAGI
	W <sub>1</sub>	W <sub>2</sub>	D <sub>1</sub>	D <sub>2</sub>	H		kg	m <sup>3</sup>	szt	
<sup>13</sup> <b>LIN25</b> <sup>13</sup>	2456	824	-	-	1105		160.0	0.979	16	

LEGENDA:




 - WAGA NETTO

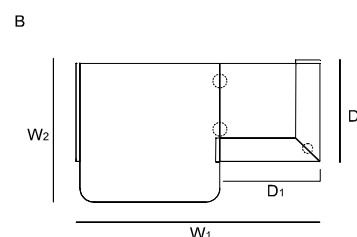
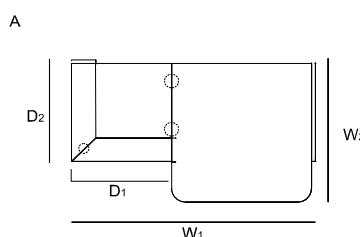
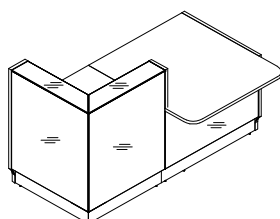
 - OBJĘTOŚĆ

 - ILOŚĆ PACZEK

**UKŁADY LAD**





LN5P+LN08+LNB08+NL41+LN12+LNB13+LN5L

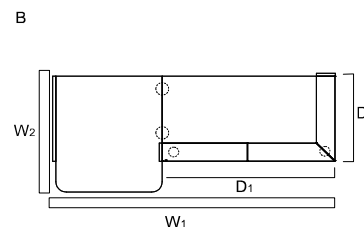
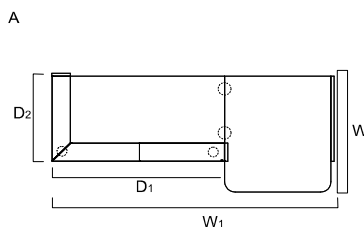
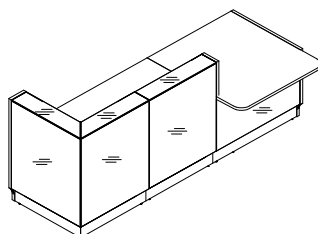
SYMBOL		WYMIARY [mm]					PLN					UWAGI
		W <sub>1</sub>	W <sub>2</sub>	D <sub>1</sub>	D <sub>2</sub>	H						
08	LIN20	13	2056	824	-	-	1105	136.0	0.835	14		



A: LN3P+LN91+LNB08+NL41+LN4L+LNU11+LN6L




B: LN6P+LNU11+NL41+LN4P+LNB08+LN91+LN3L

SYMBOL		WYMIARY [mm]					PLN					UWAGI	
A	B	W <sub>1</sub>	W <sub>2</sub>	D <sub>1</sub>	D <sub>2</sub>	H							kg
LIN29L	LIN29P	15	15	1850	1150	822	850	1105	149.5	1.305	13		




A: LN3P+LN91+LNB15+LN08+NL41+LN4L+LNU11+LN6L

B: LN6P+LNU11+NL41+LN4P+LN08+LNB15+LN91+LN3L

SYMBOL		WYMIARY [mm]					PLN					UWAGI	
A	B	W <sub>1</sub>	W <sub>2</sub>	D <sub>1</sub>	D <sub>2</sub>	H							kg
LIN35L	LIN35P	15	15	2650	1150	1622	850	1105	191.0	1.593	18		

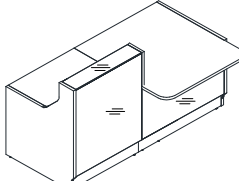
LEGENDA:

 - WAGA NETTO

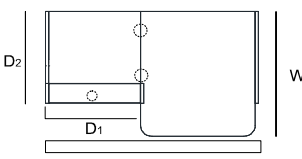
 - OBJĘTOŚĆ

 - ILOŚĆ PACZEK

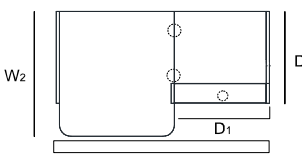
**UKŁADY LAD**



A

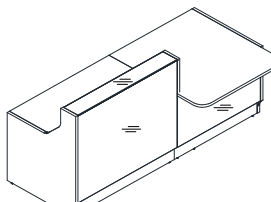


B

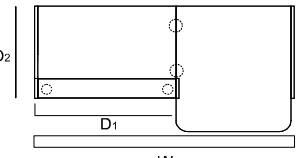


A: LN5P+LN08+LNB08+NL41+LN4L+LNU11+LN6L  
 B: LN6P+LNU11+NL41+LN4P+LN08+LNB08+LN5L

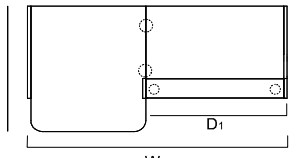
SYMBOL		WYMIARY [mm]					PLN	kg	m3	szt	UWAGI
A	B	W <sub>1</sub>	W <sub>2</sub>	D <sub>1</sub>	D <sub>2</sub>	H					
<sup>08</sup> LIN33L	<sup>08</sup> LIN33P	1856	1122	828	824	1105	97.5	0.506	13		



A

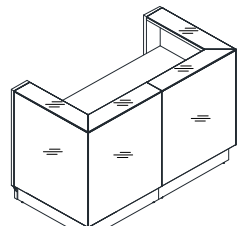
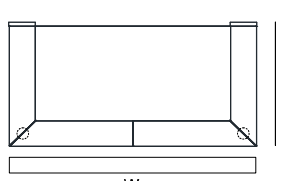


B



A: LN5P+LN12+LNB13+NL41+LN4L+LNU11+LN6L  
 B: LN6P+LNU11+NL41+LN4P+LN12+LNB13+LN5L

SYMBOL		WYMIARY [mm]					PLN	kg	m3	szt	UWAGI
A	B	W <sub>1</sub>	W <sub>2</sub>	D <sub>1</sub>	D <sub>2</sub>	H					
<sup>13</sup> LIN34L	<sup>13</sup> LIN34P	2256	1122	1228	824	1105	126.5	0.710	14		

LN3P+LN91+LNB15+LN91+LN3L

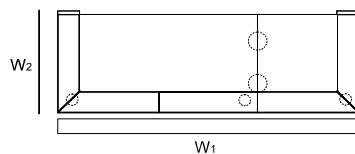
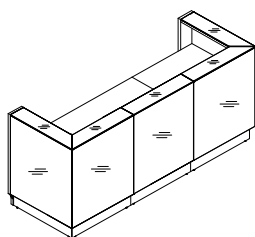
SYMBOL		WYMIARY [mm]					PLN	kg	m3	szt	UWAGI
		W <sub>1</sub>	W <sub>2</sub>	D <sub>1</sub>	D <sub>2</sub>	H					
LIN36		<sup>15</sup> 1644	850	-	-	1105	200.0	2.105	12		

LEGENDA:




- WAGA NETTO

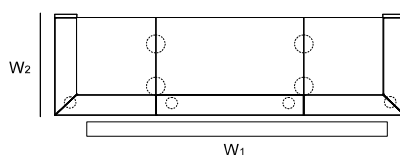
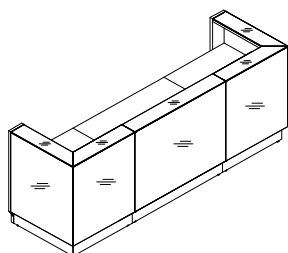
- OBJĘTOŚĆ

- ILOŚĆ PACZEK




**UKŁADY LAD**


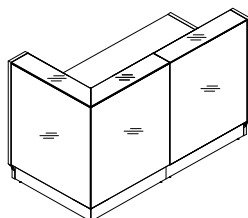
2xLN91+LN08+LNB15+LNB08+LN3L+LN3P+NL41

SYMBOL	WYMIARY [mm]					PLN				UWAGI
	W <sub>1</sub>	W <sub>2</sub>	D <sub>1</sub>	D <sub>2</sub>	H		kg	m <sup>3</sup>	szt	
15 <b>LIN42</b> 08	2444	850	-	-	1105		243.0	2.445	15	

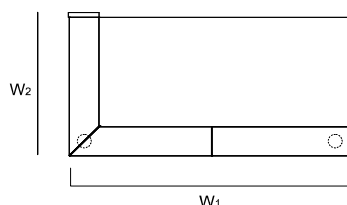


2xLN91+LN12+LNB13+2xLNB08+LN3L+LN3P+2xNL41

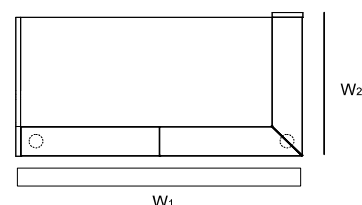
SYMBOL	WYMIARY [mm]					PLN				UWAGI
	W <sub>1</sub>	W <sub>2</sub>	D <sub>1</sub>	D <sub>2</sub>	H		kg	m <sup>3</sup>	szt	
13 <b>LIN43</b> 08	2844	850	-	-	1105		267.0	2.643	17	



A






B




A: LN3P+LN91+LNB15+LN08+LN5L

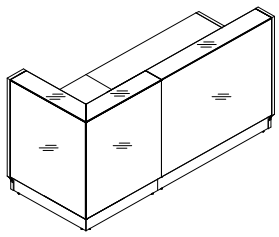
B: LN5P+LN08+LNB15+LN91+LN3L

SYMBOL		WYMIARY [mm]					PLN				UWAGI
A	B	W <sub>1</sub>	W <sub>2</sub>	D <sub>1</sub>	D <sub>2</sub>	H		kg	m <sup>3</sup>	szt	
15 <b>LIN37L</b>	15 <b>LIN37P</b>	1650	850	-	-	1105		156.0	1.371	12	

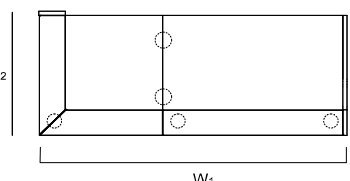
**LEGENDA:**
 - WAGA NETTO

 - OBJĘTOŚĆ

 - ILOŚĆ PACZEK

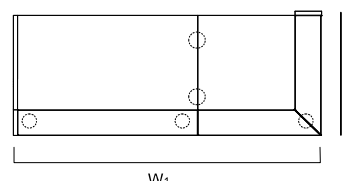
**UKŁADY LAD**


**A**






W<sub>1</sub>

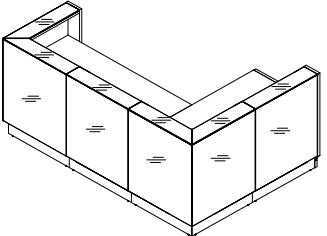
**B**



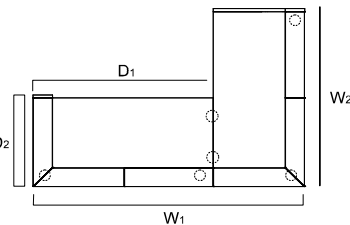
W<sub>1</sub>

A: LN3P+LN91+LNB08+NL41+LN12+LNB13+LN5L  
 B: LN5P+LN12+LNB13+NL41+LNB08+LN91+LN3L

SYMBOL		WYMIARY [mm]					PLN	 kg	 m <sup>3</sup>	 szt	UWAGI
A	B	W <sub>1</sub>	W <sub>2</sub>	D <sub>1</sub>	D <sub>2</sub>	H					
<sup>13</sup> LIN38L	<sup>13</sup> LIN38P	2050	850	-	-	1105	180.0	1.569	14		

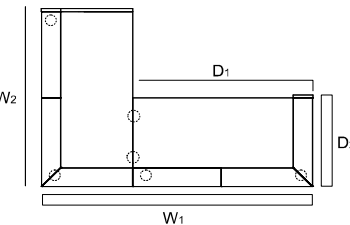


**A**






W<sub>1</sub>

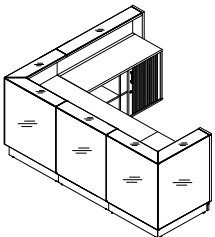
**B**



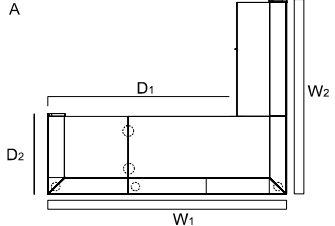
W<sub>1</sub>

A: LN3P+LN91+LNB15+LN08+LN91+LNB15+LN08+LN5L+NL41  
 B: LN5P+LN08+LNB15+LN91+LN08+LNB15+LN91+LN3L+NL41

SYMBOL		WYMIARY [mm]					PLN	 kg	 m <sup>3</sup>	 szt	UWAGI
A	B	W <sub>1</sub>	W <sub>2</sub>	D <sub>1</sub>	D <sub>2</sub>	H					
<sup>15</sup> LIN39L	<sup>15</sup> LIN39P	2444	1650	1622	850	1105	296.0	2.764	24		

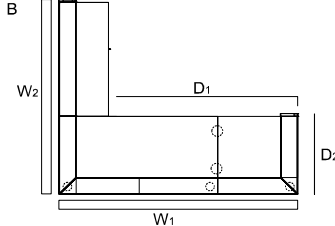


**A**






W<sub>1</sub>

**B**




W<sub>1</sub>

A: LN3P+LN91+LNB08+LNB15+LN08+LN91+NL41+LN12+L2Z06+LN3L  
 B: LN3L+L2Z06+LN12+LN91+LN08+LNB15+LNB08+NL41+LN91+LN3P

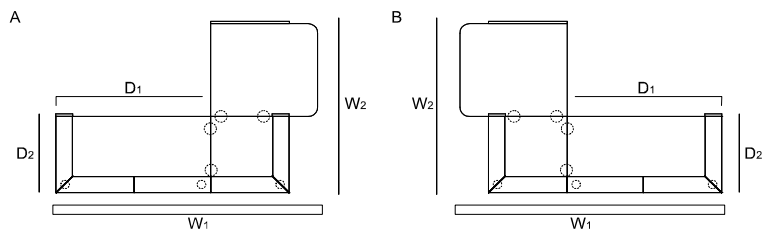
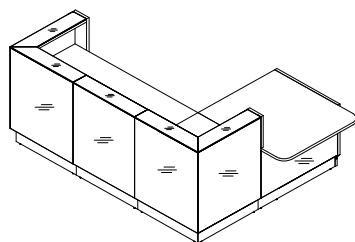
SYMBOL		WYMIARY [mm]					PLN	 kg	 m <sup>3</sup>	 szt	UWAGI
A	B	W <sub>1</sub>	W <sub>2</sub>	D <sub>1</sub>	D <sub>2</sub>	H					
<sup>08</sup> LIN40L	<sup>15</sup> <sup>08</sup> LIN40P	2444	2050	1950	850	1105	336.5	3.301	24		

LEGENDA:

 - WAGA NETTO




 - OBJĘTOŚĆ

 - ILOŚĆ PACZEK


**UKŁADY LAD**



A: LN3P+LN91+LNB15+LN08+NL41+LN91+NL41+LNB08+LNU11+LN4L+LN6L


B: LN6P+LNU11+LN4P+LNB08+NL41+LN91+NL41+LN08+LNB15+LN91+LN3L

SYMBOL		WYMIARY [mm]					PLN				UWAGI
A	B	W <sub>1</sub>	W <sub>2</sub>	D <sub>1</sub>	D <sub>2</sub>	H		kg	m <sup>3</sup>	szt	
<sup>15</sup> LIN41L	<sup>08</sup> <sup>15</sup> LIN41P	2744	1850	1622	850	1105		286.5	2.692	24	




LEGENDA:

 - WAGA NETTO


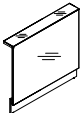
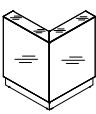

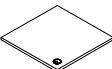
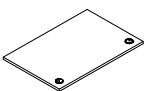
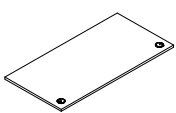
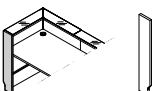
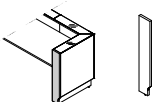
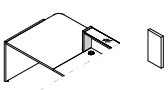
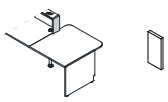
 - OBJĘTOŚĆ

 - ILOŚĆ PACZEK





WIDOK i RZUT OBIEKTU	WYMIARY [mm]			SYMBOL	CENA NETTO PLN				UWAGI
	SZEROKOŚĆ	GLĘBOKOŚĆ	WYSOKOŚĆ			kg	m3	szt	


**ELEMENTY SKŁADOWE**




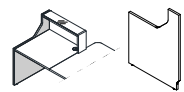
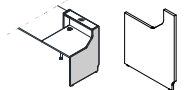
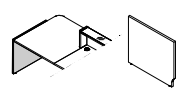
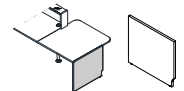




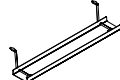
	800	250	1105	<b>LN08</b>		28.5	0.259	4	
	1200	250	1105	<b>LN12</b>		42.5	0.380	4	
	822	822	1105	<b>LN91</b>		79.5	1.011	4	
	1000	1122	740	<b>LNU11</b>		32.5	0.161	4	
	800	800	28	<b>LNB08</b>		14.0	0.025	1	
	1200	800	28	<b>LNB13</b>		21.0	0.042	2	
	1600	800	28	<b>LNB15</b>		27.0	0.054	2	
	254	28	1105	<b>LN3L</b>		7.0	0.014	1	lewy
	254	28	1105	<b>LN3P</b>		7.0	0.014	1	prawy
	254	28	367	<b>LN4L</b>		2.5	0.006	1	lewy
	254	28	367	<b>LN4P</b>		2.5	0.006	1	prawy

## LEGENDA:

 - WAGA NETTO


 - OBJĘTOŚĆ

 - ILOŚĆ PACZEK

WIDOK i RZUT OBIEKTU	WYMIARY [mm]			SYMBOL	CENA NETTO PLN				UWAGI
	SZEROKOŚĆ	GLĘBOKOŚĆ	WYSOKOŚĆ			kg	m3	szt	
	824	28	1105	<b>LN5L</b>		14.0	0.033	1	lewy
	824	28	1105	<b>LN5P</b>		14.0	0.033	1	prawy
	824	28	740	<b>LN6L</b>		12.0	0.024	1	lewy
	824	28	740	<b>LN6P</b>		12.0	0.022	1	prawy
	345	283	314	<b>LMS05</b>		5.0	0.031	1	
	339	18	286	<b>LMS06</b>		2.0	0.005	1	
	1200	532	740	<b>L2Z06</b>		49.5	0.469	2	
	585	142	690	<b>NL41</b>		2.0	0.063	1	
	460	70	87	<b>E64</b>		0.0	0.000	0	kanal kablowy 09-aluminium

LEGENDA:

 - WAGA NETTO

 - OBJĘTOŚĆ

 - ILOŚĆ PACZEK