

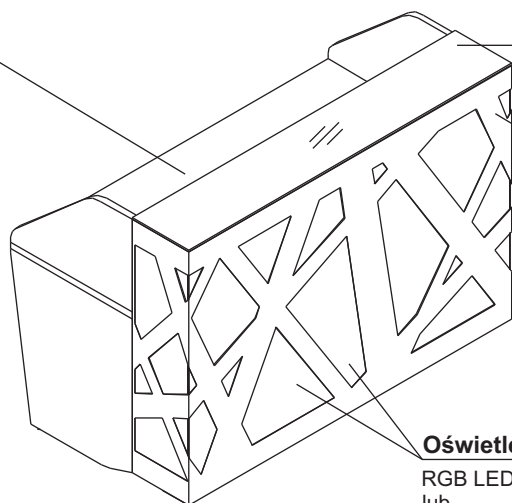
## OPIS TECHNICZNY

### Błat roboczy

plyta melaminowana  
28mm

### Błat górny

szkło bezpieczne  
9mm



### Front

połączenie elementu metalowego  
malowanego proszkowo z plexiglas

### Oświetlenie

RGB LED -16 kolorów, sterowane radiowo  
lub  
Świetlówki jarzeniowe ("W" na końcu symbolu np. LZ016W)

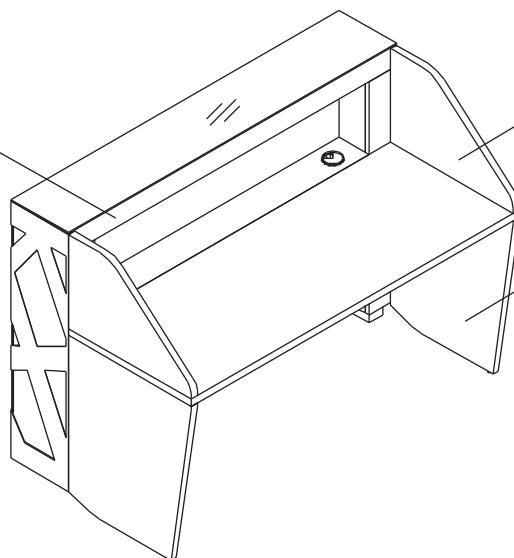
**Roczna gwarancja na oświetlenie.**

### Korpus

plyta melaminowana  
18mm

### Panel boczny

plyta melaminowana  
28mm



### Noga

plyta melaminowana  
28mm

### Wieniec górny

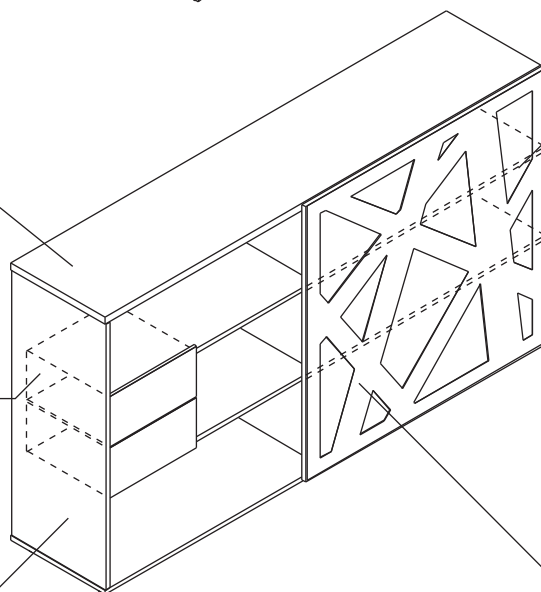
plyta melaminowana 28mm  
front PVC 2mm  
boki PVC 0,5mm

### Półki

plyta melaminowana  
18mm

### Szublada

plyta melaminowana 12mm  
PVC 2mm



### Front

drzwi przesuwne zamocowane  
na metalowym mechanizmie  
z samodomykiem

### ZS01

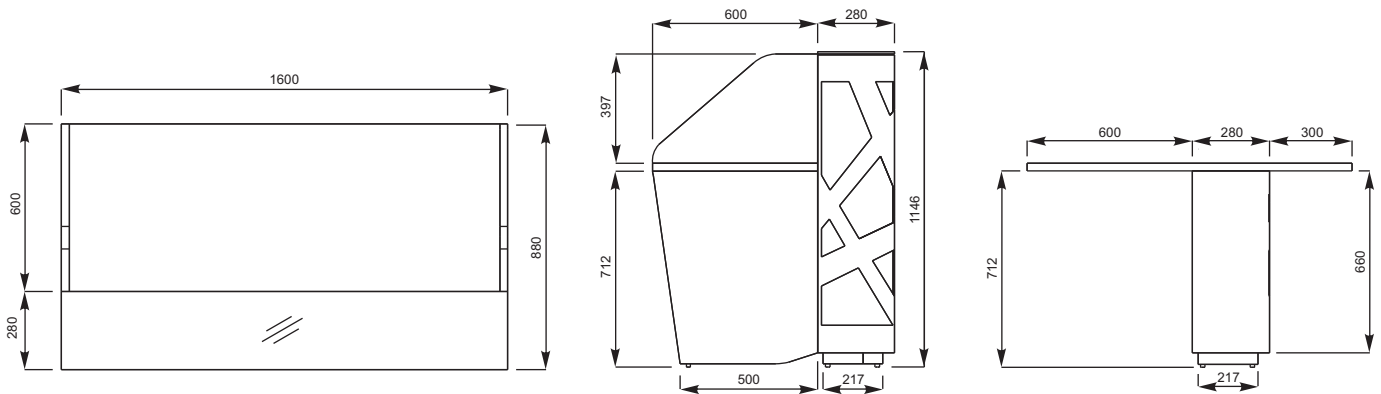
plyta melaminowana 12mm  
pokryta laminatem HPL

Połączenie elementu metalowego  
malowanego proszkowo z laminatem HPL

### Boki

plyta melaminowana  
28mm

## WYMIARY

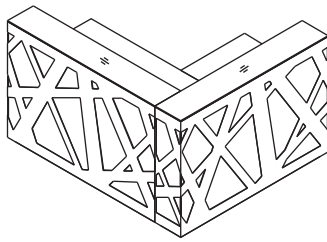


## KOLORYSTYKA

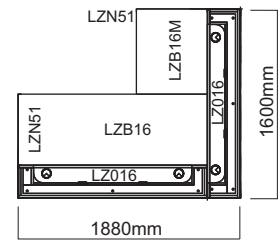
BLAT GÓRNY		SZKŁO BEZPIECZNE	
KORPUS, BLAT ROBOCZY, PANELE BOCZNE		67-BIAŁY PASTEL	
FRONT: METAL		15-BIAŁY POŁYSK	FRONT PŁYTA MELAMINOWANA 
FRONT: PLEKSIGLAS		BIAŁY	
FRONT METAL FRONT METALL FRONT ACIER		103-BIAŁY STRUKTURA	
FRONT HPL FRONT HPL FRONT STRATIFIE		73-BIAŁY POŁYSK	
WIENIEC GÓRNY I KORPUS		67-BIAŁY PASTEL	
SLK12HT/SLK13HT		FRONT I WIENIEC GÓRNY HPL: 73-BIAŁY POŁYSK KORPUS: 67-BIAŁY PASTEL	SLK12/SLK13 
			67-BIAŁY PASTEL

## UKŁADY

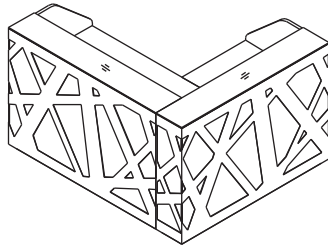
INDEX „W” : oświetlenie jarzeniowe, białe np. LZ032W



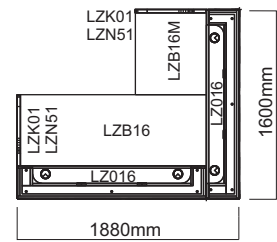
**LZ032**  
**LZ032W**



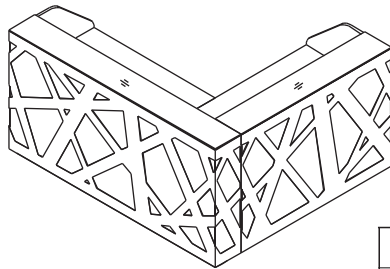
LZN51+LZ<sup>016</sup><sub>016w</sub>+LZB16+LZ<sup>016</sup><sub>016w</sub>+LZB16M



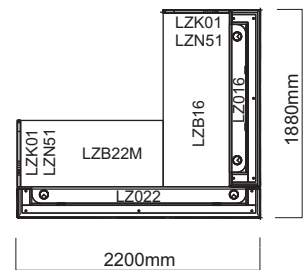
**LZ035**  
**LZ035W**



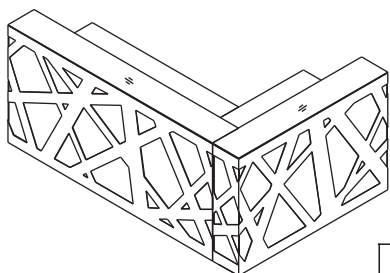
LZK01+LZN51+LZ<sup>016</sup><sub>016w</sub>+LZB16+LZ<sup>016</sup><sub>016w</sub>+LZB16M



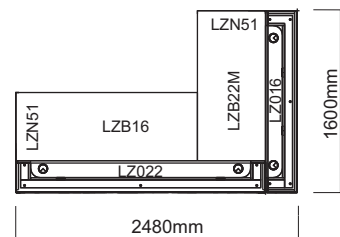
**LZ036**  
**LZ036W**



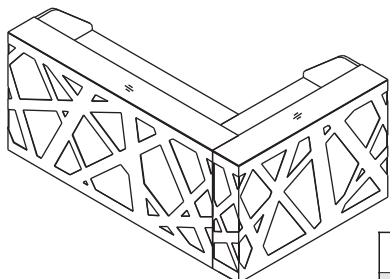
LZK01+LZN51+LZ<sup>022</sup><sub>022w</sub>+LZB22M+LZ<sup>016</sup><sub>016w</sub>+LZB16



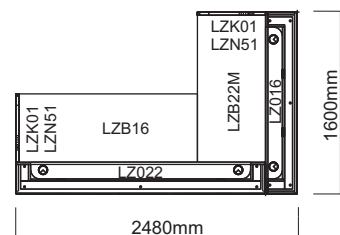
**LZ038**  
**LZ038W**



LZN51+LZ<sup>022</sup><sub>022w</sub>+LZB16+LZ<sup>016</sup><sub>016w</sub>+LZB22M



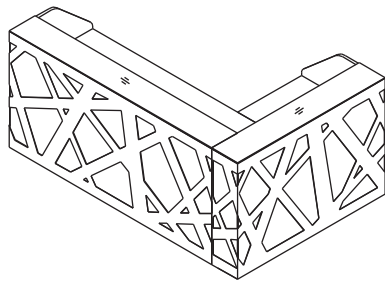
**LZ040**  
**LZ040W**



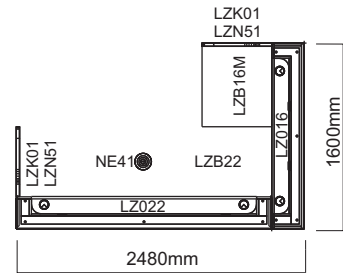
LZK01+LZN51+LZ<sup>022</sup><sub>022w</sub>+LZB16+LZ<sup>016</sup><sub>016w</sub>+LZB22M

## UKŁADY

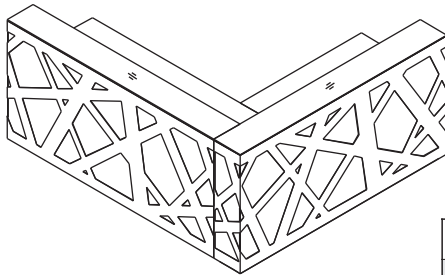
INDEX „W” : oświetlenie jarzeniowe, białe np. LZ032W



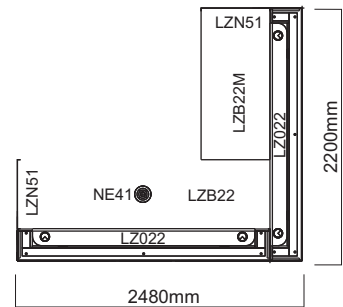
LZ042  
LZ042W



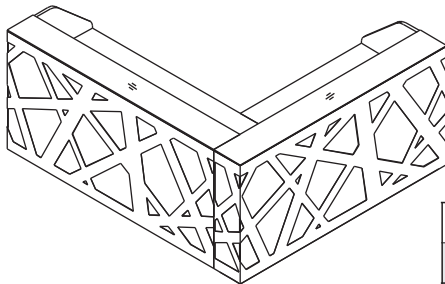
LZK01+LZN51+LZ022w+LZB22+NE41+LZ016w+LZB16M



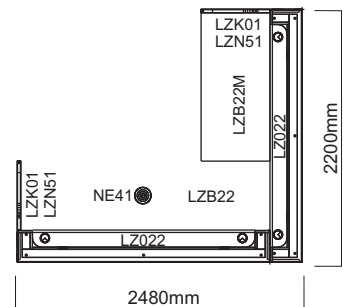
LZ044  
LZ044W



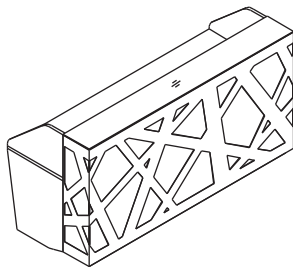
LZN51+LZ022w+LZB22+NE41+LZ022w+LZB22M



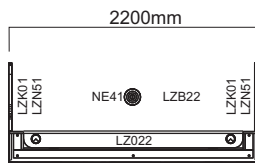
LZ045  
LZ045W



LZK01+LZN51+LZ022w+LZB22+NE41+LZ022w+LZB22M

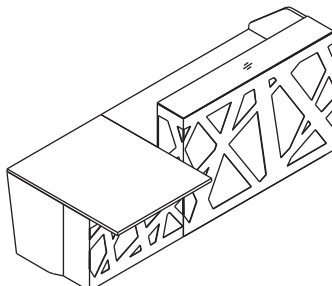


LZ034  
LZ034W  
LZ046  
LZ046W

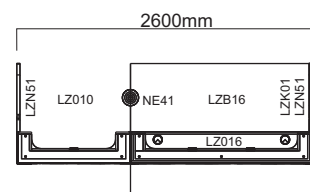


LZK01+LZN51+LZ016w+LZB16 (1600MM)

LZK01+LZN51+LZ022w+LZB22+NE41 (2200MM)



LZ050  
LZ050W 2600mm  
LZ051  
LZ051W 3200mm

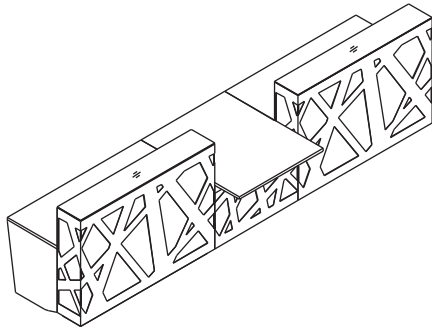


LZN51+LZ010w+NE41+LZ016w+LZB16+LZK01 (2600MM)

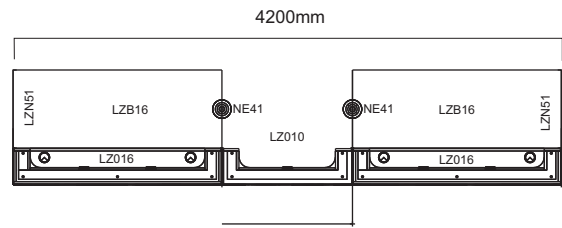
LZN51+LZ010w+NE41+LZ022w+LZB22+NE41+LZK01 (3200MM)

## UKŁADY

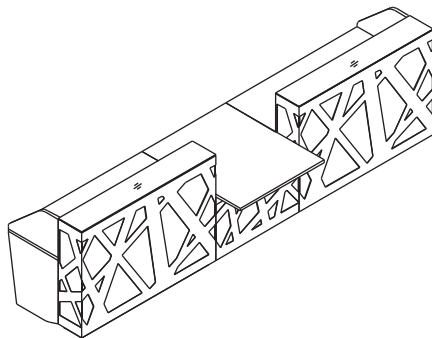
INDEX „W” : oświetlenie jarzeniowe, białe np. LZ032W



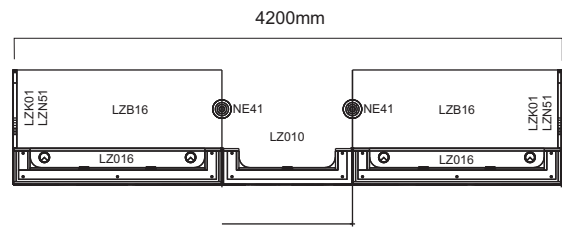
- LZ055
- LZ055W



LZNS1+LZ016w+LZB16+NE41+LZ010w+NE41+LZ016w+LZB16



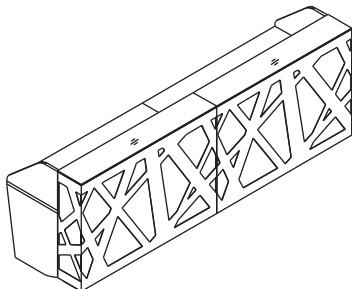
- LZ052
- LZ052W
- LZ053
- LZ053W
- LZ054
- LZ054W



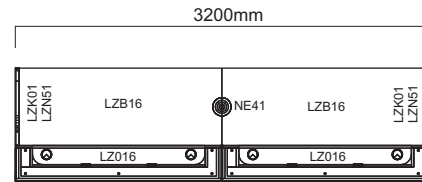
LZK01+LZNS1+LZ016w+LZB16+NE41+LZ010w+NE41+LZ016w+LZB16 (4200MM)

LZK01+LZNS1+LZ016w+LZB16+NE41+LZ010w+NE41+LZ022w+LZB22+NE41 (4800MM)

LZK01+LZNS1+LZ022w+LZB22+NE41+NE41+LZ010w+NE41+LZ022w+LZB22+NE41 (5400MM)



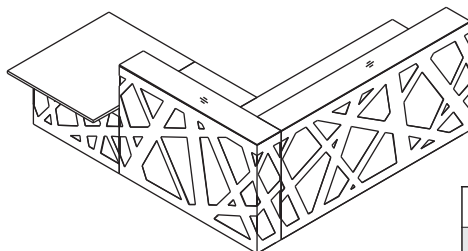
- LZ060
- LZ060W
- LZ061
- LZ061W
- LZ062
- LZ062W



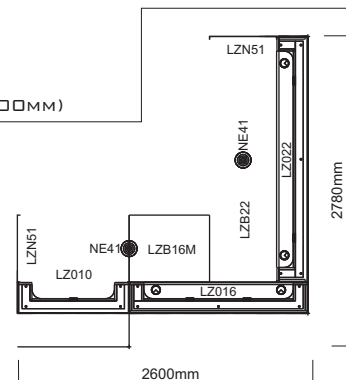
LZK01+LZNS1+LZ016w+LZB16+NE41+LZ016w+LZB16 (3200MM)

LZK01+LZNS1+LZ016w+LZB16+NE41+LZ022w+LZB22+NE41 (3800MM)

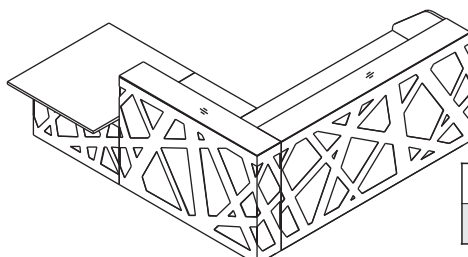
LZK01+LZNS1+LZ022w+LZB22+NE41+NE41+LZ022w+LZB22+NE41 (4400MM)



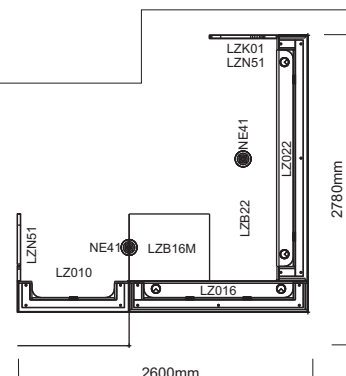
- LZ064
- LZ064W



LZNS1+LZ010w+NE41+LZ016w+LZB16M+LZ022w+LZB22+NE41



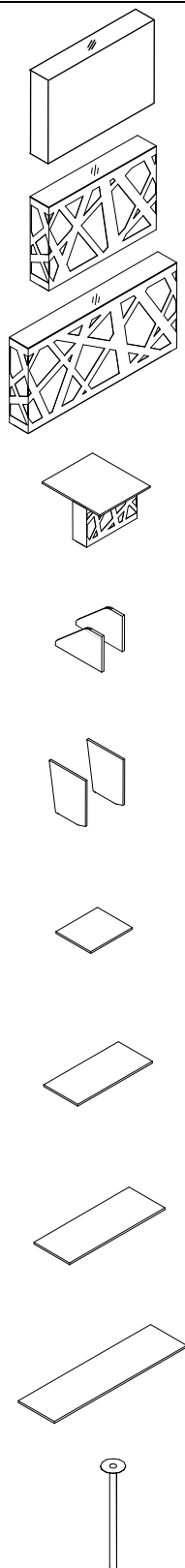
- LZ063
- LZ063W



LZNS1+LZ010w+NE41+LZ016w+LZB16M+LZ022w+LZB22+NE41+LZK01


WIDOK I RZUT OBIEKTU	WYMIARY			SYMBOL	UWAGI
	Szerokość a / a'	Głębokość b / b'	Wysokość h		

## ELEMENTY SKŁADOWE

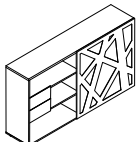
	1600	280	1146	<b>LZ016M</b>	- front: płyta melaminowana
	1600	280	1146	<b>LZ016</b>	- oświetlenie RGB LED
				<b>LZ016W</b>	- oświetlenie jarzeniowe - białe
	2200	280	1146	<b>LZ022</b>	- oświetlenie RGB LED
				<b>LZ022W</b>	- oświetlenie jarzeniowe - białe
	1000	1180	740	<b>LZ010</b>	- oświetlenie RGB LED
				<b>LZ010W</b>	- oświetlenie jarzeniowe - białe
	600	28	397	<b>LZK01</b>	- panel boczny
	600	28	712	<b>LZN51</b>	- noga płytowa
	720	600	28	<b>LZB16M</b>	- blat
	1320	600	28	<b>LZB22M</b>	- blat
	1600	600	28	<b>LZB16</b>	- blat
	2200	600	28	<b>LZB22</b>	- blat
∅ 40		712	<b>NE41</b>	- noga podpierająca do łączenia ład	

WIDOK I RZUT OBIEKTU	WYMIARY			SYMBOL	UWAGI
	Szerokość a / a'	Głębokość b / b'	Wysokość h		

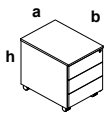

## AKCESORIA

	140	70	750	<b>S81</b>	- prowadzenie kabli (kręgosłup) 09-aluminium
	498	228	112	<b>E30</b>	- prowadnica kablowa 15-biały

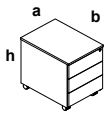

## SZAFA

	2000	434	1129	<b>ZS01</b>	- front ZIG-ZAG, kolor 67-biały pastel
---	------	-----	------	-------------	--

## KONTENER MOBILNY

 	470	616	580	<b>SLK12</b>	- szuflada na file z pełnym wysuwem 67 – biały pastel
	470	616	580	<b>SLK13</b>	- zawiera piórnik 67 – biały pastel

## KONTENER MOBILNY Z WIEŃCEM GÓRNYM I FRONTEM HPL

 	470	616	580	<b>SLK12HT</b>	- szuflada na file z pełnym wysuwem 67 – biały pastel Front i wieńiec górny HPL
	470	616	580	<b>SLK13HT</b>	- zawiera piórnik 67 – biały pastel Front i wieńiec górny HPL